



AECOM
DOUGLAS BUSINESS CENTRE
CARRIGLINE ROAD
DOUGLAS
CORK
Tel: +353 (0)21 436 5006
www.aecom.com

- THIS DRAWING IS TO BE READ IN CONJUNCTION WITH ALL OTHER RELEVANT ENGINEERING DRAWINGS, ANY DISCREPANCIES, ERRORS OR OMISSIONS TO BE BROUGHT TO THE ATTENTION OF THE EMPLOYER.
- ALL DIMENSIONS TO BE CHECKED BY THE CONTRACTOR ON SITE PRIOR TO COMMENCEMENT OF WORKS.
- EMPLOYER'S REPRESENTATIVE TO BE INFORMED BY THE CONTRACTOR OF ANY DISCREPANCIES PRIOR TO THE COMMENCEMENT OF WORKS ON SITE.
- DIMENSIONS OF ALL BOUNDARIES AND ADJOINING ROADS TO BE CHECKED ON SITE PRIOR TO COMMENCEMENT OF WORKS.
- DO NOT SCALE. ALL MEASUREMENTS AND COORDINATES TO BE CHECKED ON SITE.
- EXISTING FENCE LINES ARE INDICATIVE AND ARE TO BE CONFIRMED ON SITE. EXISTING FENCING IS TO BE REVIEWED ON SITE AND REPLACED WHERE REQUIRED.
- EMERGENCY ACCESS POINTS ARE TO BE CLOSED OFF WITH DEMOUNTABLE BOLLARDS. KEYS TO BE HANDED OVER TO THE OVERSEEING ORGANISATION.
- EGREENWAY DRAINAGE IS TO BE OVER THE EDGE DRAINAGE.
- PROPOSED FENCELINE TO BE ERECTED IN ACCORDANCE WITH TII STANDARD DETAIL CC-SCD-00303.

I/R	DATE	DESCRIPTION
2	DEC 2023	ABP RFI UPDATE
1	MAY 2023	ABP RFI UPDATE
0	OCT 2021	ISSUED FOR PLANNING

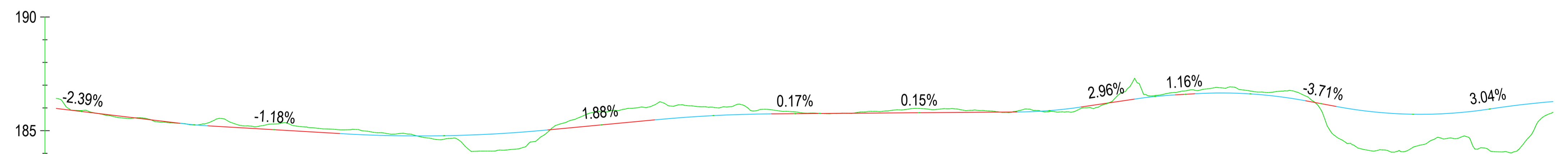
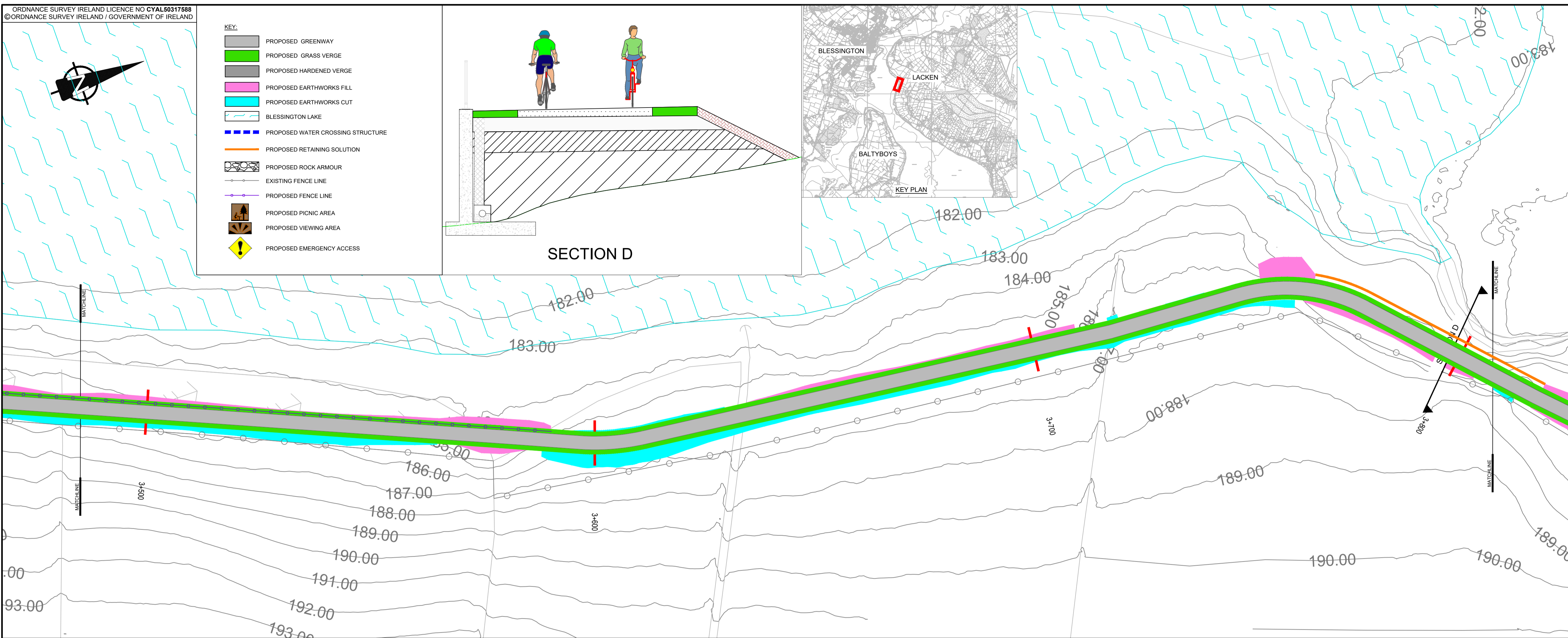
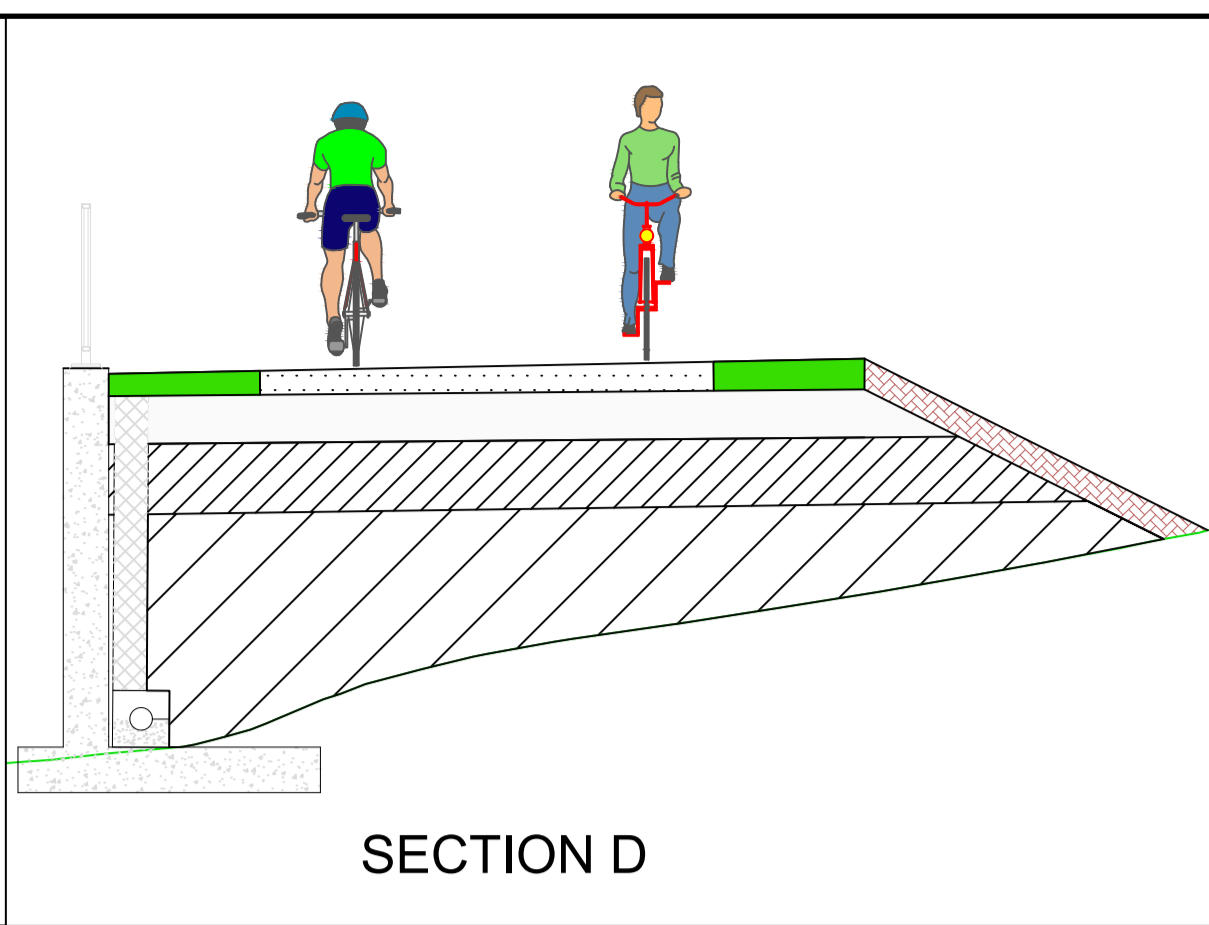
60617025

PLAN AND PROFILE
LACKEN
SHEET 12 OF 18

60617025_SHT_DD_BLGWY_146.12

ORDNANCE SURVEY IRELAND LICENCE NO CYAL50317588
©ORDNANCE SURVEY IRELAND / GOVERNMENT OF IRELAND

- KEY:
- PROPOSED GREENWAY
 - PROPOSED GRASS VERGE
 - PROPOSED HARDENED VERGE
 - PROPOSED EARTHWORKS FILL
 - PROPOSED EARTHWORKS CUT
 - BLESSINGTON LAKE
 - PROPOSED WATER CROSSING STRUCTURE
 - PROPOSED RETAINING SOLUTION
 - PROPOSED ROCK ARMOUR
 - EXISTING FENCE LINE
 - PROPOSED FENCE LINE
 - PROPOSED PICNIC AREA
 - PROPOSED VIEWING AREA
 - PROPOSED EMERGENCY ACCESS



CHAINAGE	3480.000	3500.000	3550.000	3600.000	3650.000	3700.000	3750.000	3800.000	3810.000	
EXISTING LEVELS	186.417	185.525	184.924	185.841	185.745	185.841	186.736	184.057	185.809	
PROPOSED LEVELS	185.976	185.498	184.802	185.250	185.758	185.899	186.487	186.065	186.280	
VERTICAL ALIGNMENT	G=-2.39% L=6.080 K=5.00 -1.41.8		G=-1.18% L=45.797 K=15.00 -1.85.1		G=1.88% L=25.65 K=15.00 1.53.3		G=0.17% L=14.033 K=5.00 1.86.2		G=0.15% L=8.98 K=5.00 1.33.8	

This drawing has been prepared for the use of AECOM's client. It may not be used, modified, reproduced or relied upon by third parties, except as agreed by AECOM or as required by law. AECOM accepts no responsibility, and denies any liability, whatsoever, to any party that uses or relies on this drawing without AECOM's express written consent. All measurements must be obtained from the stated dimensions.